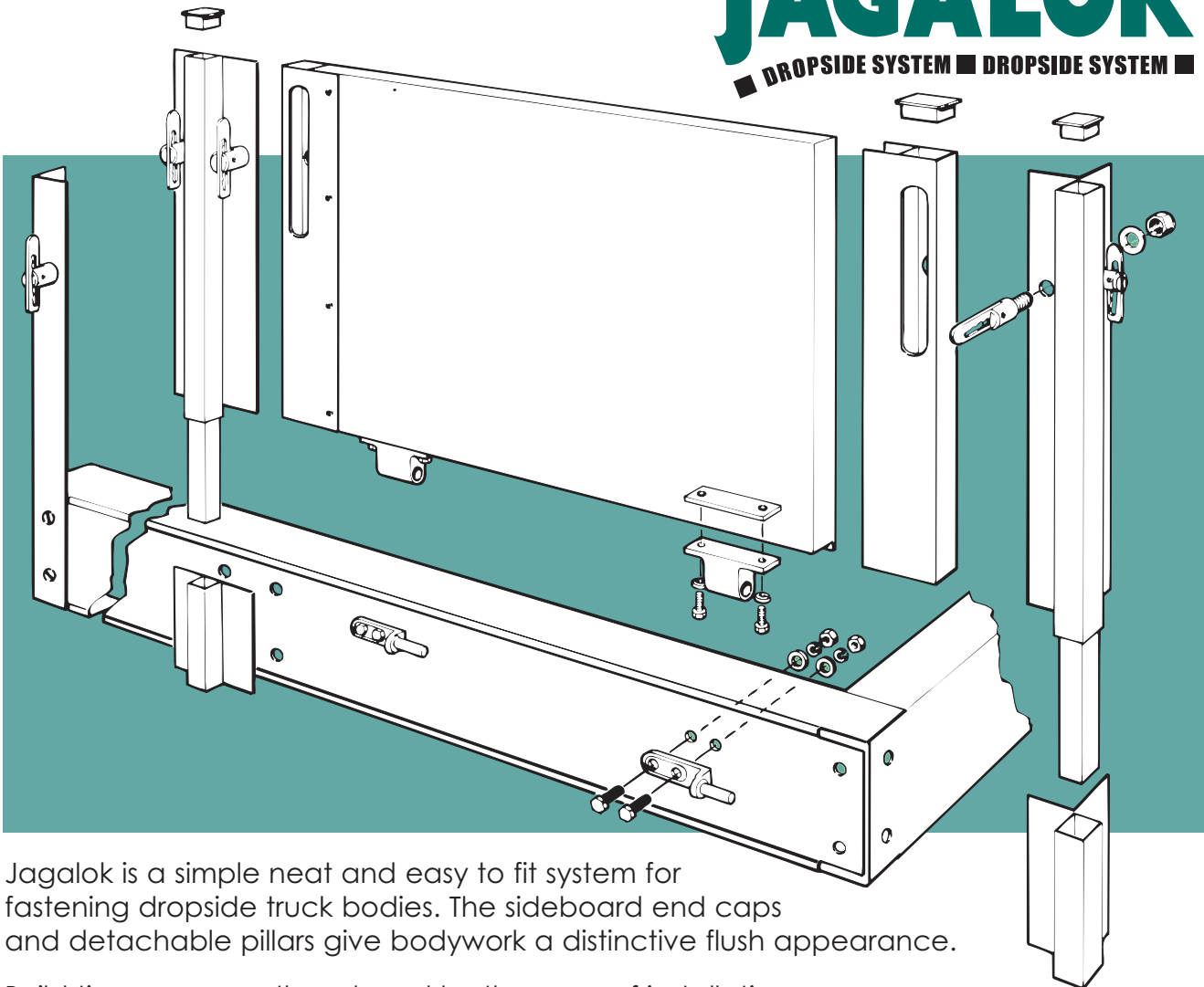


JAGALOK

■ DROPSIDE SYSTEM ■ DROPSIDE SYSTEM ■



Jagalok is a simple neat and easy to fit system for fastening dropside truck bodies. The sideboard end caps and detachable pillars give bodywork a distinctive flush appearance.

Build times are greatly reduced by the ease of installation.

Pillars and end caps are made from aluminium extrusion, with all steel parts zinc-plated.

END CAPS

The side and tailboard caps are designed for 1" (25mm) aluminium, hollow plank-section, which should be cut 3.75" (95mm) short of overall length required in order to accommodate an end cap at each end. The end caps are fitted over the plank, then drilled and rivetted through their flanges.

The method of sideboard attachment requires the side to fit 1" (25mm) below the floor level. Thus, for a 15" (381mm) and 18" (457mm) interior height, the end caps will measure 16" (406mm) and 19" (483mm).

HINGE SETS

The hinges supplied are for hollow plank fixing and the gudgeons are the bolt-through type. Kits include 4 hinge sets per sideboard and 3 per tailboard. Hinge fixing packs include everything to install one hinge set.

CORNER AND CENTRE PILLARS

The side-rave ribbing should be cut out to enable the corner socket to fit flush to full side rave depth. The centre socket fits within the ribbing. Pillar sockets should be drilled and fixed to suit bodybuilders method of construction.

FRONT PILLAR

A front pillar is not supplied and should be made up to suit the specification of the loading board/gantry, etc.

ANTILUCE FASTENERS

The Antiluce assemblies are supplied with nut and washer. The fixing hole should be marked on the pillars with the sideboard fitted and in the closed position. Holes should then be drilled 0.5".

KIT VARIATION

Pillars and end caps can be shortened in order to lower the sideboard height to particular operator requirements. Pillars should be cut off at the top end before the Antiluce fastener is fitted and after firstly removing the plastic end plug. End caps can be shortened by a corresponding amount which should be cut off at the lower end.

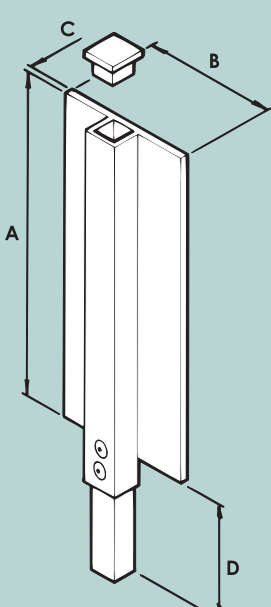
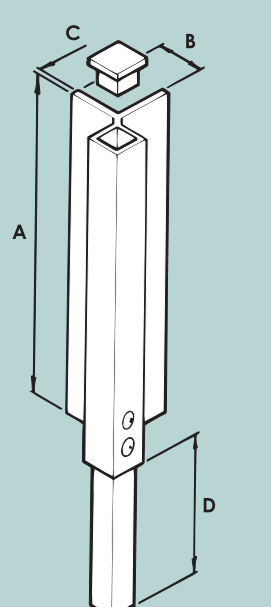
JAGALOK

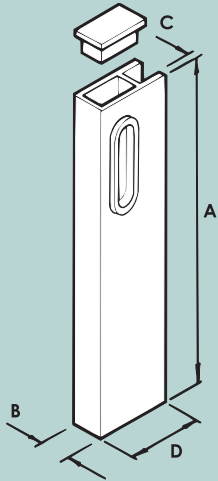
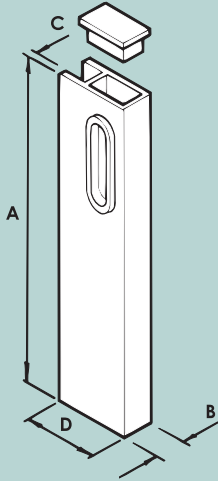
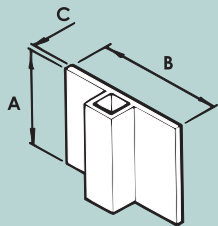
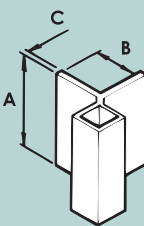
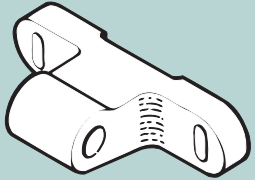
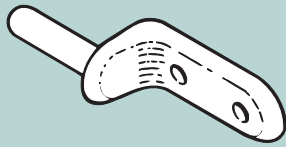

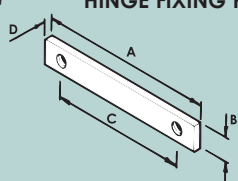
■ DROPSIDE SYSTEM ■ DROPSIDE SYSTEM ■

Jagalok is available as a kit and is supplied with sufficient parts to complete single or double dropside bodies to various sideboard heights. Ample fastenings are provided and an illustrated check list is shown below.

DROPSIDE INTERIOR HEIGHT	KIT DESCRIPTION	KIT PART NUMBER	CORNER PILLARS	CORNER SOCKET	CENTRE PILLARS	CENTRE SOCKET	END LEFT HAND	CAPS RIGHT HAND	ANTI-LUCE ASSEMBLY	HINGE HOUSING	GUDGEON	HINGE FIXING PACKS
15"	SINGLE DROPSIDE	9933/1115	2 9934/1315	2 9934/1642	NONE /	NONE /	3 9934/1716	3 9934/1816	6 9934/0921	11 9934/0902	11 9934/0901	12 9934/0910
18"	SINGLE DROPSIDE	9933/1118	2 9934/1318	2 9934/1652	NONE /	NONE /	3 9934/1719	3 9934/1819	6 9934/0921	11 9934/0902	11 9934/0901	12 9934/0910
15"	DOUBLE DROPSIDE	9933/1215	2 9934/1315	2 9934/1642	2 9934/1115	2 9934/1233	5 9934/1716	5 9934/1816	10 9934/0921	19 9934/0902	19 9934/0901	20 9934/0910
18"	DOUBLE DROPSIDE	9933/1218	2 9934/1318	2 9934/1652	2 9934/1118	2 9934/1233	5 9934/1719	5 9934/1819	10 9934/0921	19 9934/0902	19 9934/0901	20 9934/0910
24"	DOUBLE DROPSIDE	9933/1224	2 9934/1324	2 9934/1652	2 9934/1124	2 9934/1233	5 9934/1725	5 9934/1825	10 9934/0921	19 9934/0902	19 9934/0901	20 9934/0910
			9934/0912 - PILLAR PLUG		9934/0913 - PILLAR PLUG		9934/0911 - PILLAR PLUG 9934/0925 - SLOT PROTECTOR		REPLACEMENT PARTS AVAILABLE FOR ALL ITEMS			

Jagalok Spares

CENTRE PILLAR	CORNER PILLAR
 <p>15" - 9934/1115 18" - 9934/1118 24" - 9934/1124</p> <p>A = 381mm (15") 457mm (18") 610mm (24") B = 133mm (5.25") C = 4mm (0.16") D = 104mm (4.10")</p>	 <p>9934/1315 - 15" 9934/1318 - 18" 9934/1324 - 24"</p> <p>A = 381mm (15") 457mm (18") 610mm (24") B = 47mm (1.85") C = 4mm (0.16") D = 102mm (4") - 15" 127mm (5") - 18" & 24"</p>

END CAPS (LEFT HAND)	END CAPS (RIGHT HAND)
 <p>16" - 9934/1716 19" - 9934/1719 25" - 9934/1725</p> <p>A = 406mm (16") 483mm (19") 635mm (25") B = 30mm (1.18") C = 2mm (0.08") D = 75mm (2.95")</p>	 <p>9934/1816 - 16" 9934/1819 - 19" 9934/1825 - 25"</p> <p>A = 406mm (16") 483mm (19") 635mm (25") B = 30mm (1.18") C = 2mm (0.08") D = 75mm (2.95")</p>
CENTRE SOCKET	CORNER SOCKET
 <p>3.375" - 9934/1233</p> <p>A = 86mm (3.375") B = 133mm (5.25") C = 4mm (0.16")</p>	 <p>9934/1642 - 4.25" 9934/1652 - 5.25"</p> <p>A = 108mm (4.25") 133mm (5.25") B = 47mm (1.85") C = 4mm (0.16")</p>
9934/0900 - HINGE HOUSING ASSEMBLY (see page a7)	
<p>HINGE HOUSING 9934/0902</p>  <p>For full dimensional details see page a7.</p>	<p>9934/0901 GUDGEON</p>  <p>For full dimensional details see page a7.</p>
<p>ANTILUCE ASSEMBLY 9934/0921</p>  <p>For full dimensional details see page a11.</p>	<p>9934/0903 - PLATE ONLY HINGE FIXING PACKS</p>  <p>A = 102mm (4.02") B = 16mm (0.63") C = 76mm (3") D = 6mm (0.24")</p> <p>9934/0910 - FIXING PACK</p> 