



Shoring Poles

Spring loaded shoring poles	
	Zinc-plated, mild-steel construction. To fit Ø25.4mm (1") hole in track. Load rating = spot load at centre of pole
3000/5932	Adjustable shoring pole (round) 2-2.5m (78.7"-98.4") track to track Load rating = 230kg/508lb
3000/5933	Pre-set width shoring pole (round) 2032-2108mm (80"-83") track to track Load rating = 230kg/508lb
3000/5934	Pre-set width shoring pole (round) 2108-2184mm (83"-86") track to track Load rating = 230kg/508lb
3000/5935	Pre-set width shoring pole (round) 2261-2336mm (89"-92") track to track Load rating = 230kg/508lb
3000/5936	Pre-set width shoring pole (round) 2336-2413mm (92"-95") track to track Load rating = 230kg/508lb
3000/5983	Adjustable shoring pole (50 mm square) 2080-2490mm (82"-98") track to track Load rating = 835kg/1843lb
3000/5984	Adjustable shoring pole (45 mm square) 2080-2490mm (82"-98") track to track Load rating = 435kg/960lb

Heavy duty, rigid shoring bar	
	Zinc-plated, mild-steel tubing. 4 mm wall in 2.5 m lengths Load rating = spot load at centre of bar
3000/5988	Rigid bar Weight 13kg/28.7lb 60 mm x 40 mm (2.36" x 1.58") Load rating = 1060kg/2340lb






Left - 3000/5880

Right - 3000/5879

Heavy duty, cup brackets		
<i>Zinc-plated, welded-steel.</i>		
<i>To fit Ø25.4 mm (1") hole in track at 41mm pitch.</i>		
3000/5877	Cup and catch	Weight 820g/1.8lb
3000/5878	Cup	
<i>40 mm x 40 mm x 100 mm</i>		
3000/58781	Cup	Weight 1kg/2.2lb
3000/58782	Cup and catch	
<i>40 mm x 40 mm x 75 mm</i>		
3000/5880	Cup	Weight 820g/1.8lb
3000/5879	Cup and catch	
<i>60 mm x 40 mm x 100 mm</i>		
<i>Used together to achieve parallel storage of shoring bars.</i>		



DECKING BRACKETS		
<i>Zinc-plated, pressed steel with a gold passivated finish.</i>		
<i>To fit tracks with Ø25 holes at 41mm pitch.</i>		
3000/5881	41 mm wide	Weight 250g/8.8oz
<i>To fit horizontal track 3000/596</i>		
3000/5882	41 mm wide	Weight 370g/11oz
<i>To fit vertical & horizontal track 3000/590 & 596</i>		