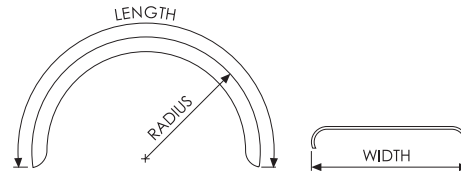




**thermoplastic  
single-arch  
mudguards**

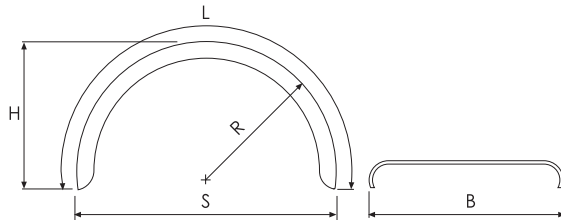


Bracket & stay **NOT** included, shown for visual purposes only

• SINGLE WHEEL • SINGLE WHEEL • SINGLE WHEEL • SINGLE WHEEL • SINGLE WHEEL • SINGLE WHEEL •									
PART NUMBER	NOMINAL DIMENSIONS			TYRE SIZES					
	WIDTH	RADIUS	LENGTH						
<b>6777/001</b>	205 (8")	410 (16")	1370 (54")	175 R 13 175 R 14 195/75 R 14	175/70 R 13 185 R 14 6.50 x 14	185/70 R 13 195 R 14 7.00 x 14	195/70 R 13 165/75 R 14 6.00 x 15	6.70 R 13 175/75 R 14 6.00 x 16	165 R 14 185/75 R 14
<b>6777/050</b>	255 (10")	470 (18.5")	1600 (63")	205 R 14 7.00 R 15 235/75 R 15 205/75 R 16 7 x 16 7 R 17.5 235/75 R 17.5	215 R 14 7.50 R 15 185 R 15 215/75 R 16 7.5 x 16 8 R 17.5 245/70 R 17.5	205/75 R 14 195/70 R 15 195 R 15 225/70 R 16 8.25 R 16 8.5 R 17.5	215/75 R 14 205/80 R 15 215 R 15 225/75 R 16 195 R 16 205/75 R 17.5	6.70 R 14 225/70 R 15 185/75 R 16 6 x 16 205 R 16 215/75 R 17.5	6.70 R 15 225/75 R 15 195/75 R 16 6.50 x 16 215 R 16 225/75 R 17.5
<b>6777/075</b>	275 (10.75")	408 (16")	1246 (56")	215/70R 15	195R 15	205R 15	205/80R 15	215R 16S	205R 16
<b>6777/250</b>	420 (16.5")	635 (25")	2070 (81.5")	11 R 20 12/80 R 22.5 14.5 R 24	12.5 R 20 15 R 22.5 285/75 R 24.5	14/80 R 20 295/80 R 22.5 305/75 R 24	375/75 R 20 365/80 R 22.5 11 R 24.5	365/80 R 20 375/70 R 22.5	11 R 22 385/65 R 22.5
• TWIN WHEEL • TWIN WHEEL • TWIN WHEEL • TWIN WHEEL • TWIN WHEEL • TWIN WHEEL • TWIN WHEEL •									
<b>6777/200</b>	420 (16.5")	445 (17.5")	1450 (57")	6.70 R 14 175/75 R 16	6.70 R 15	185 R 15	6.00 R 16	6.50 R 16	175 R 16
<b>6777/350</b>	425 (16.75")	410 (16")	1289 (50.75")	5.60 R 12 175 R 13 175 R 14	155/70 R 12 185/70 R 13 175/75 R 14	155 R 13 195/70 R 13 185 R 14	155/70 R 13 6.70 R 13 185/75 R 14	165 R 13 165 R 14	175/70 R 13 165/75 R 14
<b>6777/450</b>	480 (19")	480 (19")	1510 (59.5")	205/75 R 14 205 R 16 8 R 17.5	205/65 R 15 215 R 16	205/80 R 15 205/75 R 16	7.00 R 15 7 R 16	7.50 R 15 8 R 16	7.00 R 16 7 R 17.5
<b>6777/750</b>	500 (19.5")	500 (19.5")	1653 (63")	215 R 14 7.50 R 16	215/75 R 14 8.50 R 17.5	225/70 R 15 205/75 R 17.5	225/75 R 15	215/75 R 16	225/70 R 16
<b>6777/800</b>	530 (21")	580 (23")	1860 (73")	9.00 R 16 9 R 22.5	8.25 R 17 215/70 R 22.5	9.50 R 19.5 215/75 R 22.5	7.50 R 20	8.25 R 20	8 R 22.5
<b>6777/850</b>	530 (21")	510 (20")	1600 (63")	8.25 R 15 215/75 R 17.5 7.00 R 20	235/75 R 15 225/75 R 17.5	225/75 R 16 235/75 R 17.5	8.25 R 16 8 R 19.5	9.5 R 17.5 9.00 R 19.5	10 R 17.5 6.50 R 20
<b>6777/1000</b>	610 (24")	535 (21")	1675 (66")	10 R 15 265/70 R 17.5	225/75 R 15 275/75 R 17.5	255/75 R 15 245/70 R 19.5	265/70 R 15 265/70 R 19.5	245/70 R 17.5 285/70 R 19.5	245/75 R 17.5
<b>6777/1050</b>	615 (24.25")	635 (25")	1995 (78.5")	11.00 R 16	10.00 R 20	11.00 R 22	11 R 22.5	275/80 R 22.5	
<b>6777/1100</b>	650 (25.5")	650 (25.5")	2040 (80.25")	11.00 R 20	285/75 R 22.5				
<b>6777/1300</b>	670 (26.5")	685 (27")	2160 (85")	12.00 R 20	12 R 22.5	11 R 24	12.00 R 24	11 R 24.5	

- Unique, ribbed styling with integral reflectors •
- Manufactured from 'Super Linear' polyethylene, giving increased rigidity with greater impact & 'cold crack' resistance.
- Resistance to wider range of corrosive chemicals. •
- Excellent design aesthetics & greater performance achieved when used in conjunction with 6781 brackets (page g6).

## **PARLOK** thermoplastic single-arch mudguards



PART NO.	B	L	R	S	H	WHEELS	TYRE RECOMMENDATION
6786/404	415	1420	420	840	460	TWIN	750R14, 185R15, 670R15, 175R16, 175/75R16, 185/75R16
6786/450	450	1300	420	840	410	TWIN	175-185R16, 175R13, 185R13, 6.50x14, 6.70x14, 7.00x14, 165R14, 165R16, , 205/80R15
6786/405	405	1930	635	1270	595	SINGLE	385/65R22.5, 365/80R20, 11R22.5, 15R22.5, 12R22.5, 13R22.5, 13/70R22.5, 13/80R22.5, 13.00R20, 14.25/80R20
6786/455	455	1650	480	960	560	TWIN	205/65R17.5, 8.5R17.5, 8.25x15, 7.00x16, 7.25x16, 7.50x16, 8.25x16, 8.25x17
6786/500	500	1700	500	1000	510	TWIN	235R14, 225/75R16, 9R16, 235R16, 215/75R17.5, 225/75R17.5, 9R17.5, 7.50R20
6786/540	540	1700	500	1000	500	TWIN	235R14, 10R15, 255/75R15, 225/75R16, 9R16, 235R16, 215/75R17.5, 225/75R17.5, 9R17.5, 245/70R17.5, 235/75R17.5
6786/550	550	1700	550	1100	530	TWIN	245/70R19.5, 10R15, 255/75R15, 245/70R17.5, 9.5R17.5, 9R19.5, 245/75R19.5, 245/70R19.5, 8R22.5, 9R22.5, 255/70R22.5, 10/70R22.5
6786/610	610	1930	640	1270	610	TWIN	11R22.5, 10.00x20, 11.00x20, 10R22.5, 275/80R22.5, 11/70R22.5, 9.00R20, 275/70R22.5
6786/650	650	1900	620	1260	590	TWIN	305/70R19.5, 12.00x20, 12/70R22.5, 295/80R22.5, 305/70R22.5, 275/70R22.5, 295/75R22.5, 285/80R22.5
6786/6506	650	2100	630	1260	730	TWIN	12R22.5, E20, 295/80R22.5, 305/75R24.5, 295/75R22.5, 285/80R22.5
6786/670	670	2090	670	1360	660	TWIN	12.00x20, 12R22.5, 305/75R24.5, 315/75R24.5
6786/680	680	2100	630	1260	730	TWIN	12/70R22.5, 12.00x20, 12R22.5, 13R22.5, 315/70R22.5, 315/80R22.5, 315/75R24.5, 12/80R22.5

Mudguards are supplied in pairs & packed in a protective polyethylene sleeve. Other sizes available on request.

### QUALITY ASSURED

process type manufacturing technique ensures accurate material thickness.

### RESILIENT

excellent resistance to tear and impact damage

### DURABLE

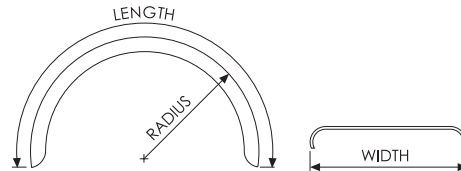
high resistance to temperature extremes; -50°C to +80°C

### TOUGH

manufactured from high density polyethylene



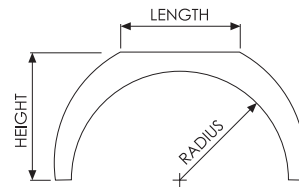
**CENTOPLAS®**  
thermoplastic single~arch  
mudguards



PART NUMBER	NOMINAL DIMENSIONS			TYRE SIZES					
	WIDTH	RADIUS	LENGTH						
3021/060	150 (6")	290 (11.5")	965 (38")	4.00R 10					
3021/070	180 (7")	380 (15")	1220 (48")	5.90R 15					
3021/080	205 (8")	405 (16")	1370 (54")	6.40R 14	6.50R 14	6.50R 15	7.00R 14	165R 14	165R 16
				185R 16	205R 14				
3021/090	230 (9")	460 (18")	1525 (60")	7.00R 15	7.00R 16	18R 17.5	215/75R 17.5	225/75 17.5	235/75R 17.5
				215R 14					



thermoplastic  
single~arch  
mudguards



PART NUMBER	NOMINAL DIMENSIONS				TYRE SIZES				
	WIDTH	HEIGHT	RADIUS	LENGTH					
6777/430	470 (18.5")	525 (20.5")	500 (19.5")	500 (19.5")	7.50 R 16	8.5 R 17.5	205 R 16		
6777/440	470 (18.5")	450 (18")	450 (18")	500 (19.5")	185 R 14	205 R 14	215 R 14	185 R 15	175 R 16
					185 R 16	7.25 R 16			
6777/650	500 (19.5")	580 (23")	500 (19.5")	505 (20")	205 R 16	205/75 R 17.5	215 R 16	8 R 17.5	8.25 R 15
					8.5 R 17.5				
6777/875	550 (21.5")	560 (22")	555 (21.75")	650 (25.5")	8.25 R 15	225/75 R 16	8 R 18	8.5 R 16	215/75 R 17.5
					225/75 R 17.5				
6777/1110	650 (25.5")	715 (28")	660 (26")	750 (29.5")	11 R 22.5	12 R 22.5	295/80 R 22.5		

- FLAT-TOP DESIGN FOR DIRECT FIXING.
- SUPERIOR BUMP AND COLLISION RESISTANCE.
- ADVANCED COLD CRACK PROPERTIES.
- RESISTANT TO MOST CHEMICALS.

- FULL 2.2% CARBON BLACK CONTENT (BLACK GUARDS) OR UV STABILISER PACKAGE (ALL COLOURS) TO ENSURE EXCELLENT RESISTANCE TO THE ELEMENTS.
- AVAILABLE IN BLACK, AND OVER 60 FLEET COLOURS